

MADE IN ITALY. MADE TO EXCEL.

BOOST



CONCRETE LOOK

WALL TILES

Rivestimenti
Revêtements
Wandfliesen
Revestimientos
Настенная плитка

PORCELAIN TILES

Gres Porcellanato
Grès cérame
Feinsteinzeug
Gres porcelánico
Керамический гранит



Atlas Concorde is one of the leading global brands in the production of ceramic tiles and large slabs for design and architecture. With over 50 years of history, two production plants, and numerous showroom in the capitals of international design, Atlas Concorde offers integrated and sustainable ceramic systems for floors, walls, outdoor spaces, worktops, bathroom furnishings, facades and special projects.

Design your world with Atlas Concorde.

Atlas Concorde è uno dei principali brand mondiali nella produzione di superfici e grandi lastre ceramiche per il design e l'architettura. Con oltre cinquant'anni di storia, due stabilimenti produttivi, numerose showroom nelle capitali della progettazione internazionale, offriamo sistemi ceramici integrati e sostenibili per pavimenti, rivestimenti, outdoor, piani di lavoro, arredo bagno, facciate e progetti speciali.

Design your world with Atlas Concorde.

atlasconcorde.com



BOOST

Index

- 02 Overview
- 18 Image gallery
- 94 Product range
- 104 Technical specifications



DOWNLOAD >
DIGITAL CATALOG



An impulse of industrial chic.



In a modern metropolitan space, a surface with a troweled concrete effect becomes the perfect background to show off your idea of interior design. To create environments that reflect the character of those who live there.

In un moderno spazio metropolitano, la superficie a effetto cemento spatolato diventa lo sfondo perfetto per mettere in risalto la propria idea di interior design. Per dare vita ad ambienti disegnati sul carattere di chi li abita.

Dans un espace urbain moderne, la surface effet ciment brossé devient la toile de fond parfaite pour valoriser chaque idée de design d'intérieur. Pour donner naissance à des espaces qui reflètent parfaitement l'esprit de ceux qui y vivent.

In einem modernen Großstadt-Ambiente wird die Optik des gespachtelten Zements zum perfekten Hintergrund, um eigene Vorstellungen vom Innendesign zur Geltung zu bringen. Um Räume entstehen zu lassen, die der Persönlichkeit ihrer Bewohner wie angegossen passen.

En un espacio moderno metropolitano, la superficie de efecto cemento espátulado se convierte en el fondo perfecto para intensificar la propia idea de diseño de interiores. Para crear ambientes según la personalidad de quien los vive.

В современном городском пространстве фактура разглаженного шпателем цемента становится идеальным фоном для реализации собственной идеи интерьера. И создания обстановки, созвучной своему характеру.

Understatement as an attitude, personality as a choice.



The warm shades of oxidation coexist with the cooler hues typical of concrete, in a surface that stands out for its decisive identity.

Le sfumature calde dell'ossidazione convivono con gli aloni più freddi tipici del cemento, in una superficie che si distingue per la sua decisa identità.

Les tonalités chaudes de l'effet oxydé épousent les auréoles froides typiques du ciment, pour créer une surface caractérisée par un grand caractère.

Warme Nuancen oxidierter Stellen neben kühler wirkenden, typischen Zementschleiern. Eine Oberfläche, die sich durch eine ganz klare Identität auszeichnet.

Los tonos cálidos de la oxidación conviven con los halos más fríos típicos del cemento en una superficie que se destaca por su fuerte identidad.

Теплые оттенки окисленного материала сочетаются с холодными, характерными для цемента штрихами неярко по характеру поверхности.



Contemporary vivid colors.



With their troweled concrete effect and soft touch, the wall tiles are energized by colors that brighten up the rigor of metropolitan style, creating beautiful spaces to live in.

Il rivestimento dall'effetto spatolato e morbido al tatto si ravviva di colori che accendono il rigore dello stile metropolitano, creando ambienti dove è bello vivere.

Le revêtement mural à l'effet brossé doux au toucher est ravivé par des coloris qui animent la rigueur du style urbain en créant des espaces où il fait bon vivre.

Der sich weich anfühlende, wie gespachtelt wirkende Wandbelag belebt mit seinen Farben den strengen Großstadtstil und lässt schöne, wohnliche Räume entstehen.

El revestimiento de efecto espatulado y suave al tacto se enciende de colores, aumentando el rigor del estilo metropolitano y creando ambientes en los que es agradable vivir.

Нейтральная палитра керамогранита, переключаясь с оригинальным цветом стен, наполняет интерьер живой индивидуальностью.

Ceramic excellence made in Italy.



Thanks to the Italian touch and attention to detail, the collection surpasses the minimalism of industrial style to become the centerpiece of original environments with a strong identity.

Grazie al tocco italiano e alla cura dei particolari grafici, la collezione supera il minimalismo dello stile industriale per diventare protagonista di ambienti originali, con una forte identità.

Grâce au style italien et au soin des détails graphiques, la collection va bien au-delà du minimalisme du style industriel, et devient la protagoniste d'espaces originaux de grand caractère.

Dank des italienischen Flairs und der sorgfältig ausgeführten grafischen Details geht die Kollektion über den Minimalismus des Industriestils hinaus und wird zum Blickfang origineller Räume mit starker Identität.

Debido al toque italiano y al cuidado de los detalles gráficos, la colección supera el minimalismo del estilo industrial llegando a ser protagonista de ambientes originales y de fuerte identidad.

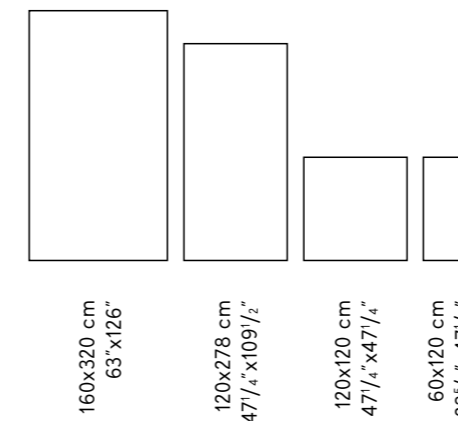
Благодаря итальянским акцентам и тщательной ухоженности рисунка коллекция преодолевает минимализм индустриального стиля, становясь ярким декором оригинального интерьера.



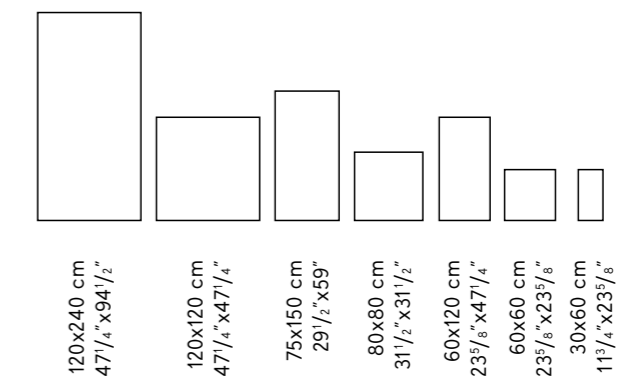
Innovation and design, together.

Porcelain Tiles for Floors and Walls

± 6mm



± 9mm



Wall Tiles

± 8,5mm



Technical performance and beauty coexist without compromise in large slabs that achieve new levels of excellence. The industrial concrete effect fills the space with a single continuous material, lending itself to multiple uses like floors, walls, and furnishing elements.

Le prestazioni tecniche e la ricerca estetica convivono senza compromessi in grandi lastre che raggiungono nuovi livelli di eccellenza. L'effetto cemento industriale contamina lo spazio con una materia unica e continua, che si presta a molteplici usi: pavimenti, rivestimenti ed elementi d'arredo.

Les performances techniques et la recherche esthétique cohabitent sans compromis avec les grandes plaques qui atteignent de nouveaux niveaux d'excellence. L'effet ciment industriel contamine l'espace avec une matière unique et continue qui se prête à de multiples utilisations : sols, murs et éléments d'ameublement.

Kompromisslose technische Leistungen und Ästhetik begegnen sich in großformatigen Platten, mit denen ein neues Niveau der Exzellenz erreicht wurde. Industrielle Zementoptik kontaminiert den Raum mit einem einzigartigen und einheitlichen Material, das sich für vielerlei Aufgaben eignet: Als Wand- oder Bodenbelag sowie als Einrichtungselement.


Las características técnicas y la potencia estética conviven sin dificultad alguna en las grandes placas que alcanzan nuevos niveles de excelencia. El efecto cemento industrial contamina el espacio con una materia única y continua, apropiada a múltiples usos: pavimentos, revestimientos y elementos de decoración.

Высокие технические характеристики и превосходная эстетика сосуществуют без компромиссов в больших плитках, достигающих новых высот совершенства. Фактура промышленного цемента воспроизведена в керамическом материале, который способен всецело украсить собой пространства, поскольку может быть уложен на любые поверхности: полы, стены, предметы обстановки.

Inside and outside, always with style.

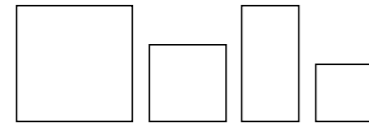
Porcelain Tiles for Outdoor and Wet Areas

± 9mm GRIP



120x120 cm
47 1/4" x 47 1/4"

± 20mm OUTDOOR



120x120 cm
47 1/4" x 47 1/4"

80x80 cm
31 1/2" x 31 1/2"

60x120 cm
23 5/8" x 47 1/4"

60x60 cm
23 5/8" x 23 5/8"

The concrete effect opens up multiple avenues for design possibilities. Its versatility, thanks also to the anti-slip 120x120 cm format and to the 20 mm thickness specific for exteriors, allows for a total look with a powerful visual impact.


L'effetto cemento apre molteplici strade alla progettazione. La sua versatilità, grazie anche al formato 120x120 cm antiscivolo e allo spessore 20 mm specifico per esterni, permette di avere un total look dal forte impatto visivo.

L'effet ciment ouvre de multiples possibilités à la conception. Son éclectisme, grâce au format 120x120 cm antiglisse et à l'épaisseur de 20 mm conçue pour l'extérieur, permet de créer un total look de grand impact visuel.

Die Zementoptik eröffnet dem Planer viele Wege. Ihre Vielseitigkeit, die auch dem Format 120x120 cm in rutschfester Ausführung und 20 mm Stärke für die Verlegung im Freien zu verdanken ist, ermöglicht einen optisch beeindruckenden Total Look.

El efecto cemento abre muchas posibilidades para llevar a cabo nuevos proyectos de diseño. Su versatilidad, también por su formato 120x120 cm antideslizante y a su grosor de 20 mm específico para exteriores, permite obtener un total look de fuerte impacto visual.

Фактура цемента открывает множество возможностей для проектирования. Ее универсальность, благодаря также формату 120x120 см с нескользкой поверхностью и толщине 20 мм для улицы, позволяет добиться эффектного стиливого единства.





A smooth and safe effect.



Sensitech

Continuous technological research in Atlas Concorde's laboratories has led to the development of SENSITECH, a new surface with technology patented in Italy that combines technical characteristics with a pleasant touch. The surface is also extremely easy to clean and acts as a barrier against dirt.

La continua ricerca tecnologica dei laboratori Atlas Concorde ha portato allo sviluppo di SENSITECH, una nuova superficie, con tecnologia brevettata in Italia, che coniuga caratteristiche tecniche a una percezione tattile piacevole. Quest'ultima si traduce in una estrema facilità di pulizia e barriera contro lo sporco.

La recherche technologique continue des laboratoires Atlas Concorde a conduit au développement de SENSITECH, une nouvelle surface, dont la technologie a été brevetée en Italie, qui conjugue des caractéristiques techniques à une agréable perception tactile. Cette dernière se traduit en une extrême facilité d'entretien et en barrière contre les salissures.

Aus der kontinuierlichen Technologieforschung der Atlas Concorde-Labore kommt SENSITECH, eine neue Oberfläche mit in Italien patentierter Technologie, die technische Vorzüge mit einer angenehmen Haptik vereint. Weitere Vorteile sind die einfache Reinigung und eine wirkungsvolle Barriere gegen Schmutz.

La continua investigación tecnológica de los laboratorios de Atlas Concorde ha permitido desarrollar SENSITECH una nueva superficie con tecnología patentada en Italia, que combina características técnicas con una agradable percepción táctil. Esto da como resultado una extrema facilidad de limpieza y barrera contra la suciedad.

Непрерывные исследования лаборатории Atlas Concorde привели к созданию SENSITECH – новой поверхности, которая будет изготавливаться по запатентованной в Италии технологии и сочетает высокие технические характеристики с удивительной приятностью на ощупь. Кроме того, она не впитывает грязь и очень проста в уходе.

A world of design.



DOWNLOAD >
BOOST WORLD CATALOG



With Boost World it's possible to combine different surfaces with a similar stylistic perspective. Concrete, stone, and raw earth effects can be combined spontaneously and naturally to create original harmonies, for cohesive environments that are able to speak the same language.

Con Boost World è possibile combinare superfici diverse in una medesima prospettiva stilistica. Effetto cemento, pietra e terra cruda si combinano in armonie cromatiche inedite in modo spontaneo e naturale, per ambienti coesi e in grado parlare lo stesso linguaggio.

Avec Boost World, il est possible de combiner différentes surfaces dans la même perspective stylistique. Effet béton, pierre et terre crue se combinent dans des harmonies chromatiques inédites de manière spontanée et naturelle, pour des environnements cohérents capables de parler le même langage.

Mit Boost World lassen sich unterschiedliche Oberflächen in ein und derselben stilistischen Perspektive zusammenstellen. Die Optik von Zement, Stein und ungebranntem Ton fließt spontan und natürlich in neue, farblich harmonische Kompositionen ein. Daraus entstehen klar durchgestylte Bereiche, die eine gemeinsame Sprache sprechen.

Con Boost World es posible combinar diferentes superficies en una misma perspectiva estilística. Efecto hormigón, piedra y tierra cruda se combinan en nuevas armonías cromáticas de forma espontánea y natural, para lograr entornos cohesionados que hablan el mismo idioma.

Разные поверхности Boost World сосуществуют в единой стилистической перспективе. Имитации цемента, камня, сырой глины вместе создают необыкновенную цветовую гармонию. В украшенных этой плиткой интерьерах все говорит на одном языке.



Image Gallery

- 20 LIVING ROOM
- 28 HOME BATHROOM
- 38 SHOWROOM
- 48 LOUNGE BAR
- 56 RESTROOM
- 62 OPEN SPACE
- 68 INTERNATIONAL RESTROOM
- 72 PRIVATE POOL
- 82 HOME KITCHEN
- 86 INDUSTRIAL KITCHEN
- 90 LOFT KITCHEN

Perfectly concrete.

The decisive character of the concrete effect and the neutral tones of its palette merge in a balanced space that gives a voice to the different personalities of those who live there.

Il carattere deciso dell'effetto cemento e i toni neutri della sua palette si incontrano in uno spazio equilibrato, che dà voce alle diverse personalità di chi lo abita.

Le caractère vigoureux de l'effet ciment et les tons neutres de toutes ses nuances s'épousent dans un espace équilibré qui offre une grande liberté d'expression à tous ceux qui y vivent.

Der entschlossene Charakter der Zementoptik und ihre neutralen Farbtöne begegnen sich in einem ausgewogenen Raum, der die verschiedenen Persönlichkeiten seiner Bewohner zum Ausdruck bringt.

El carácter fuerte del efecto cemento y los tonos neutros de su paleta se encuentran en un espacio equilibrado, expresando la personalidad de quien lo vive.

Стойкий вид цемента и нейтральные тона гармонично сочетаются в пространстве, которое каждый может наполнить своим характером.





FLOOR
Boost
Pearl
Matte Sensitech
75x150 cm | 29 1/2" x 59"



FLOOR
Boost
Pearl
Matte Sensitech
75x150 cm | 29 1/2"x59"



FLOOR
Boost
Pearl
Matte Sensitech
75x150 cm | 29¹/₂"x59"

WALL
Boost
Mosaico Shapes Pearl
31x33,5 cm | 12¹/₄"x13¹/₄"

In the mood to relax.

The three-dimensional wall tiles define the industrial mood of the bathroom. The metropolitan flavor of the environment is personalized by the touch of green concrete-effect tiles on the wall.

Il rivestimento tridimensionale definisce il mood industrial del bagno. Il sapore metropolitano dell'ambiente è personalizzato dal tocco di verde effetto cemento spatolato a parete.


Le revêtement tridimensionnel définit le mood industrial de la salle de bains. La saveur urbaine de la pièce est personnalisée par une touche de vert effet ciment brossé sur le mur.

Der dreidimensionale Wandbelag definiert einen „industrial mood“ des Bads. Der großstädtische Charakter des Raums wird durch die grüne Note der gespachtelten Zementoptik personalisiert.

El revestimiento tridimensional define el mood industrial del cuarto de baño. El sabor metropolitano del ambiente está personalizado por el toque de verde en la pared de efecto cemento espatulado.

Трехмерная плитка украшает ванную в индустриальном стиле. Ноту индивидуальности урбанистическому дизайну стен придает зеленый «цементный» штрих.





FLOOR
Boost
Pearl
Matte Sensitech
75x150 cm | 29½"x59"

WALL
Boost
Sage
Matte
40x80 cm | 15¾"x31½"





FLOOR

Boost Pearl
Matte Sensitech
75x150 cm | 29¹/₂"x59"

WALL

Boost Sage
Matte
40x80 cm | 15³/₄"x31¹/₂"

Boost White
Matte
40x80 cm | 15³/₄"x31¹/₂"



FLOOR
Boost
Pearl
Matte Sensitech
75x150 cm | 29¹/₂"x59"

WALL
Boost
Sage
Matte
40x80 cm | 15³/₄"x31¹/₂"

Boost
3D Urban White
Matte
40x80 cm | 15³/₄"x31¹/₂"



WALL
Boost 3D
Urban Pearl
Matte
40x80 cm | 15³/₄"x31¹/₂"

The ideal setting for any style.

The versatility of the surface lends itself to creating environments that reflect the taste of those who designed them. The concrete effect creates the ideal setting for displaying stylish objects.

La versatilità della superficie si presta a costruire ambienti che rispecchiano il gusto di chi li ha pensati. L'effetto cemento crea lo scenario ideale per esporre oggetti di stile.

L'éclectisme de la surface se prête à la création d'espaces qui reflètent le goût de ceux qui les ont pensés. L'effet ciment crée le scénario idéal pour exposer des objets de style.

Die vielseitige Oberfläche eignet sich zur Gestaltung von Räumen, die den Geschmack ihrer Planer widerspiegeln. Zementoptik bildet das ideale Szenario für die Ausstellung von Stilobjekten.

Debido a la versatilidad de la superficie es posible dar vida a ambientes que reflejan el gusto de quienes los ha ideado. El efecto cemento crea el escenario perfecto para exponer objetos de estilo.

Универсальная нейтральность поверхности дает возможность с легкостью отразить в интерьерах вкус того, кто их задумал. Фактура цемента может стать идеальным фоном для выставления стильных предметов.





FLOOR
Boost
Tarmac
Matte Sensitech
75x150 cm | 29 1/2"x59"

WALL
Boost
Tarmac
Matte Sensitech
75x150 cm | 29 1/2"x59"



FLOOR
Boost
Tarmac
 Matte Sensitech
 75x150 cm | 29 1/2"x59"

WALL
Boost
Tarmac
Mosaico Hex Jade
 Matte
 25x28,5 cm | 9 7/8"x11 1/4"

Boost
Grey
 Matte Sensitech
 75x150 cm | 29 1/2"x59"





FLOOR
Boost
Tarmac
 Matte Sensitech
 75x150 cm | 29¹/₂"x59"

Boost
Grey
 Matte Sensitech
 75x150 cm | 29¹/₂"x59"

WALL
Boost
Tarmac
 Matte Sensitech
 75x150 cm | 29¹/₂"x59"

Boost
Tarmac
Mosaico Hex Jade
 Matte
 25x28,5 cm | 9⁷/₈"x11¹/₄"



FLOOR
Boost
Tarmac
 Matte Sensitech
 75x150 cm | 29½"x59"

WALL
Boost
Tarmac
 Matte Sensitech
 75x150 cm | 29½"x59"

Boost
Tarmac
Mosaico Hex Jade
 Matte
 25x28,5 cm | 9⅞"x11¼"

Authenticity that creates an atmosphere.



The stylistic fusion that derives from the combination of surfaces, volumes, and furnishings inspired by other materials like wood and marble shift the essential character of pure industrial style towards a more welcoming and sophisticated aesthetic.

Le contaminazioni stilistiche che derivano dagli accostamenti con superfici, volumi e arredi ispirati ad altri materiali come legno e marmo evolvono l'essenzialità del puro stile industriale verso un'estetica più accogliente e sofisticata.

Les contaminations de style dérivant de l'association de surfaces, de volumes et de décors qui s'inspirent à d'autres matériaux comme le bois ou le marbre, transposent la sobriété du plus pur industriel vers un esthétisme plus accueillant et plus sophistiqué.

Stilkontaminationen, die aus dem Mix verschiedener Oberflächen, Volumen und Einrichtungen mit anderen als Vorbild dienenden Materialien wie Holz und Marmor entstehen, entwickeln den an sich schlichten, puren Industriestil weiter zu einer behaglicheren und edleren Ästhetik.

Las contaminaciones estilísticas que traen su origen de las combinaciones con superficies, volúmenes y decoraciones inspirados en otros materiales como la madera y el mármol, evolucionan la esencia del estilo industrial hacia una estética más acogedora y elegante.

Сочетание с поверхностями, формами, предметами из других материалов, таких как дерево и мрамор, переносят индустриальный стиль в новое эстетическое измерение, более уютное и изысканное.



FLOOR
Boost
Smoke
 Matte Sensitech
 120x120 cm | 47¹/₄"x47¹/₄"


WALL
Boost
Smoke
Mosaico Hex Yellow
 25x28,5 cm | 9⁷/₈"x11¹/₄"

Boost
Smoke
Mosaico Hex Black
 25x28,5 cm | 9⁷/₈"x11¹/₄"



FLOOR
Boost
Smoke
Matte Sensitech
120x120 cm | 47¹/₄"x47¹/₄"

WALL
Boost
Smoke
Mosaico Hex Yellow
25x28,5 cm | 9⁷/₈"x11¹/₄"



FLOOR
Boost
Smoke
 Matte Sensitech
 120x120 cm | 47¹/₄"x47¹/₄"

WALL
Boost
Smoke
Mosaico Hex Yellow
 25x28,5 cm | 9⁷/₈"x11¹/₄"

Boost
Smoke
Mosaico Hex Black
 25x28,5 cm | 9⁷/₈"x11¹/₄"

A warm welcome.

A functional space enriched by a touch of color. In hospitality spaces, the concrete effect creates environments where it is easy to feel at ease.

Uno spazio funzionale arricchito da un tocco di colore. Negli ambienti dell'ospitalità l'effetto cemento crea scenografie dove è facile sentirsi a proprio agio.

Un espace fonctionnel enrichi d'une touche de couleur. Dans les lieux de l'hospitalité, l'effet ciment crée des scénographies où il est facile de se sentir à l'aise.

Ein funktioneller, durch eine farbige Note bereicherter Raum. Im Gastgewerbe erzeugt Zementoptik ein Ambiente, in dem man sich schnell zu Hause fühlt.

Un espacio funcional enriquecido con un toque de color. En las zonas dedicadas a la hospitalidad el efecto cemento crea escenografías en las que es fácil sentirse siempre a gusto.

Функциональное пространство с оригинальным цветовым акцентом. Фактура цемента создает теплую обстановку, дарящую ощущение комфорта.





FLOOR
Boost
Grey
 Matte Sensitech
 75x150 cm | 29¹/₂"x59"

WALL
Boost
Red
 Matte
 40x80 cm | 15³/₄"x31¹/₂"

Boost
3D Urban Grey
 Matte
 40x80 cm | 15³/₄"x31¹/₂"





FLOOR
**Boost
 Grey**
 Matte Sensitech
 75x150 cm | 29¹/₂"x59"

WALL
**Boost
 Red**
 Matte
 40x80 cm | 15³/₄"x31¹/₂"

**Boost
 3D Urban Grey**
 Matte
 40x80 cm | 15³/₄"x31¹/₂"

Industrial style for chic living.

Large formats on the floor and walls during renovations allow you to update the interior design without changing the existing architecture.

Il grande formato applicato a pavimento e a rivestimento nella ristrutturazione consente di aggiornare il progetto degli interni senza stravolgere l'architettura esistente.

Le grand format posé au sol et au mur pour la rénovation permet d'actualiser les projets d'intérieur sans dénaturer l'existant.

Das Großformat an Boden und Wand erlaubt bei Renovierungen eine aktuelle Umgestaltung der Innenräume ohne invasive Umbauten.

Cuando se lleva a cabo una reestructuración, con el formato grande colocado tanto en el suelo como en la pared es posible actualizar los interiores sin cambiar la arquitectura existente.

Большой формат на полах и стенах дает возможность переделать интерьеры, не нарушая внешней архитектуры здания.





FLOOR
**Boost
Grey**
Matte
120x278 cm | 47¹/₄"x109¹/₂"

WALL
**Boost
White**
Matte
120x278 cm | 47¹/₄"x109¹/₂"



FLOOR
Boost
Grey
 Matte

120x278 cm | 47¹/₄"x109¹/₂"

WALL
Boost
White
 Matte

120x278 cm | 47¹/₄"x109¹/₂"

COUNTERTOP
Atlas Plan
Boost White
 Silk

162x324 cm | 63³/₄"x 127¹/₂"



Sit-on basin Top

A rectangular porcelain tile sink. The basin of the sink can be accessed, facilitating daily cleaning. It can be customized with the desired finish to create a matching solution to the porcelain vanity top, floor and wall tiles.

Un lavabo d'appoggio rettangolare in gres porcellanato. La vasca ispezionabile facilita le operazioni di pulizia quotidiane. Può essere personalizzato con la finitura desiderata per creare una soluzione coordinata al top in gres porcellanato, ai pavimenti e alle pareti.


Une cuve à poser rectangulaire en grès cérame. Le fond de cuve inspectable facilite les opérations de nettoyage quotidien. Elle peut être personnalisée avec la finition souhaitée afin de créer une solution coordonnée au plan en grès cérame, aux sols et aux murs.

Ein rechteckiges Aufsatzbecken aus Feinsteinzeug. Das Becken ist inspizierbar, was die tägliche Reinigung erleichtert. Zur Gewährleistung einer perfekten Abstimmung mit den anderen Einrichtungsgegenständen wie Platte, Boden- und Wandbelägen im Bad, kann die Fertigbearbeitung frei gewählt werden.

Un lavabo sobre encimera rectangular de porcelánico. El seno inspeccionable facilita las operaciones de limpieza diaria. Se puede personalizar con el acabado deseado para crear una solución a juego con la encimera de porcelánico, los pavimentos y los revestimientos.

Накладная раковина из керамогранита прямоугольной формы. Чаша с доступом для обслуживания облегчает ежедневную чистку. Может быть выполнена по индивидуальному заказу в отделке на выбор, обеспечивая, таким образом, решение, гармонирующее с керамогранитной столешницей, а также с напольной и настенной плиткой.





FLOOR
Boost
Pearl
 Matte Sensitech
 120x120 cm | 47 1/4"x47 1/4"

FURNITURE
UP - Sit-on basin
 Sloped Basin M
 65x50x15 cm | 25 5/8"x19 5/8"x5 7/8"
 Boost White Matte

WALL
Boost
Smoke
 Matte Sensitech
 60x120 cm | 23 5/8"x47 1/4"

LEVEL - Top
 210x50x15 cm | 82 5/8"x19 5/8"x5 7/8"
 Boost White Matte



Special solutions for exclusive places.

The concrete effect extends to all spaces of everyday life, from the most intimate to the most sociable, from the interior to the exterior. The non-slip Grip finish and the 20 mm thickness allow you to project your own style in safety and continuity, extending the design possibilities.

L'effetto cemento si estende a tutti gli spazi del vivere quotidiano, dai più intimi ai più conviviali, dagli interni agli esterni. La finitura antiscivolo Grip e lo spessore 20 mm permettono di proiettare all'esterno il proprio stile in sicurezza e continuità, ampliando le possibilità progettuali.

L'effet ciment gagne tous les espaces de la vie quotidienne, des plus intimes aux plus conviviaux, de l'intérieur à l'extérieur. La finition Grip antiglisse et l'épaisseur de 20 mm permettent de projeter chaque style vers l'extérieur, en toute sécurité et en continuité, en élargissant ainsi les possibilités de conception.

Die Zementoptik erstreckt sich über alle Räume des täglichen Lebens, vom Wohn- bis zum Schlafbereich, von innen nach außen. Die Oberfläche Grip und die Stärke 20 mm erlauben die Fortsetzung Ihres Stils auch im Freien, in absoluter Sicherheit und Kontinuität, und bieten vielfältige Planungsmöglichkeiten.

El efecto cemento llega a todos los espacios de la vida cotidiana, desde los más íntimos hasta los más convencionales, desde los interiores hasta los exteriores. Gracias al acabado antideslizante Grip y el grosor de 20 mm es posible proyectar al exterior el propio estilo en total seguridad y continuidad visual, ampliando las posibilidades de diseño.

Рисунок цемента охватывает все пространства дома, от самых интимных до гостиных, от внутренних до наружных. Поверхность Grip с высоким сопротивлением скольжению и толщина 20 мм позволяют перенести свой стиль на улицу, где покрытия будут столь же красивы и безопасны, как и в доме.





OUTDOOR FLOOR
Boost
White
Outdoor Sensitech \pm 20mm
120x120 cm | 47 $\frac{1}{4}$ "x47 $\frac{1}{4}$ "



FLOOR
Boost White
 Grip Sensitech
 120x120 cm | 47¹/₄"x47¹/₄"

Boost White
 Matte Sensitech
 120x120 cm | 47¹/₄"x47¹/₄"

OUTDOOR FLOOR
Boost White
 Outdoor Sensitech \pm 20mm
 120x120 cm | 47¹/₄"x47¹/₄"

Round
White
 Outdoor Sensitech \pm 20mm
 33x120 cm | 13"x47¹/₄"

Round Angolare Dx/Sx
White
 Outdoor Sensitech \pm 20mm
 33x120 cm | 13"x47¹/₄"



FLOOR
Boost
White
Matte Sensitech
120x120 cm | 47 1/4" x 47 1/4"



FLOOR
Boost
White
Matte Sensitech
120x120 cm | 47¹/₄"x47¹/₄"



The new dimension of beauty.

The concrete effect opens the doors to contemporary style: the large porcelain tiles measuring 120x278 cm stand out for their technical potential and compositional versatility, furnishing kitchen and living spaces where visual impact goes hand in hand with design.

L'effetto cemento apre le porte al contemporaneo: il grande formato 120x278 cm in gres porcellanato si distingue per potenzialità tecniche e versatilità compositiva, arredando spazi cucina e living in cui l'impatto visivo va di pari passo con il design.

L'effet ciment ouvre la porte au contemporain : le grand format 120x278 cm en grès cérame se distingue par son potentiel technique et sa versatilité de composition, décorant ainsi les cuisines et les espaces de vie où l'impact visuel va de pair avec le design.

Zementoptik als zeitgemäßes Element: Das Großformat 120x278 cm aus Feinsteinzeug zeichnet sich durch technisches Potenzial und große Kombinationsvielfalt aus. Sie gestaltet Küchen und Wohnräume, in denen die optische Wirkung mit dem Design Schritt hält.

El efecto cemento abre las puertas a lo contemporáneo: el formato grande 120x278 cm de gres porcelánico se distingue por sus potencialidades técnicas y versatilidad de composición, decorando los espacios de la cocina y el living cuyo impacto visual va de la mano con el diseño.

Рисунок цемента необыкновенно современен: большой формат 120x278 см в силу своего высокого технического и композиционного потенциала украшает интерьер кухни и гостиной стильно, эффектно и функционально.





FLOOR
Boost
White
 Matte
 120x278 cm | 47¹/₄"x109¹/₂"

WALL
Boost
Tarmac
 Matte
 120x278 cm | 47¹/₄"x109¹/₂"

COUNTERTOP
Atlas Plan
Boost White
 Hammered
 162x324 cm | 63³/₄"x 127¹/₂"

Feeling concrete, look contemporary.

The concrete effect makes the kitchen space modern and welcoming, perfect in every detail. The sophisticated look of the material expands to tiles measuring 120x278 cm with a thickness of 6 mm, furnishing walls and floors throughout the house.

L'effetto cemento rende lo spazio cucina moderno e accogliente, perfetto in ogni dettaglio. L'estetica sofisticata della materia si espande nelle grandi lastre 120x278 cm in 6 mm di spessore vestendo le pareti e i pavimenti della casa.

L'effet ciment rend l'espace cuisine moderne et accueillant, parfait dans les moindres détails. L'esthétisme sophistiqué de la matière gagne les grandes plaques 120x278 cm de 6 mm d'épaisseur pour habiller les murs et les sols de la maison.

Zementoptik als zeitgemäßes Element: Das Großformat 120x278 cm aus Feinsteinzeug zeichnet sich durch technisches Potenzial und große Kombinationsvielfalt aus. Sie gestaltet Küchen und Wohnräume, in denen die optische Wirkung mit dem Design Schritt hält.

El efecto cemento hace que el espacio de la cocina sea moderno y acogedor, perfecto en cada detalle. La estética sofisticada de la materia se intensifica en las placas grandes 120x278 cm de 6 mm de grosor vistiendo las paredes y los suelos de cada estancia de la casa.

Рисунок цемента необыкновенно современен: большой формат 120x278 см в силу своего высокого технического и композиционного потенциала украшает интерьер кухни и гостиной стильно, эффектно и функционально.





FLOOR

Boost
Pearl
Matte Sensitech
120x120 cm | 47¹/₄"x47¹/₄"

WALL

Boost
Tarmac
Matte
120x278 cm | 47¹/₄"x109¹/₂"

COUNTERTOP

Atlas Plan
Boost Smoke
Hammered
162x324 cm | 63³/₄"x 127¹/₂"



FLOOR
Boost
Tarmac
Matte
120x278 cm | 47¹/₄"x109¹/₂"

WALL
Boost
Pearl
Matte
120x278 cm | 47¹/₄"x109¹/₂"

COUNTERTOP
AtlasPlan Marvel Stone
Basaltina Volcano
Matte
162x324 cm | 63³/₄"x 127¹/₂"



FLOOR
Boost
Tarmac
Matte
120x278 cm | 47¹/₄"x109¹/₂"

WALL
Boost
Pearl
Matte
120x278 cm | 47¹/₄"x109¹/₂"

COUNTERTOP
Atlas Plan
Marvel Stone
Basaltina Volcano
Matte
162x324 cm | 63³/₄"x 127¹/₂"




Product Range & Technical Specifications

- 96 PRODUCT RANGE
- 102 TRIM TILES
- 104 TECHNICAL SPECIFICATIONS
- 106 BOOST WORLD RANGE
- 107 SENSITECH
- 108 SUSTAINABILITY & CERTIFICATIONS

Porcelain tiles

PORCELAIN TILES - Gres Porcellanato - Grès cérame - Feinsteinzeug Gres porcelánico - Керамический гранит

RECTIFIED MONOCALIBER - Rettificato monocalibro - Rectifié mono-calibre - Geschliffen einkalibrig - Rectificado monocalibre - Ретифицированный в одном калибре

		White	Pearl	Smoke	Grey	Tarmac
						
160x320 cm - 63"x126"	± 6 mm	Hammered		Hammered	Hammered	Hammered
120x278 cm - 47 1/4"x109 1/2"	± 6 mm	Matte	Matte	Matte	Matte	Matte
120x240 cm - 47 1/4"x94 1/2"	± 9 mm	Matte Sensitech	Matte Sensitech	Matte Sensitech	Matte Sensitech	Matte Sensitech
120x120 cm - 47 1/4"x47 1/4"	± 6 mm	Matte	Matte	Matte	Matte	Matte
	± 9 mm	Matte Sensitech	Matte Sensitech	Matte Sensitech	Matte Sensitech	Matte Sensitech
60x120 cm - 23 5/8"x47 1/4"	± 6 mm	Matte Sensitech	Matte Sensitech			
75x150 cm - 29 1/2"x59"	± 9 mm	Matte Sensitech	Matte Sensitech	Matte Sensitech	Matte Sensitech	Matte Sensitech
60x120 cm - 23 5/8"x47 1/4"	± 9 mm	Matte Sensitech	Matte Sensitech	Matte Sensitech	Matte Sensitech	Matte Sensitech
80x80 cm - 31 1/2"x31 1/2"	± 9 mm	Matte Sensitech	Matte Sensitech	Matte Sensitech	Matte Sensitech	Matte Sensitech
60x60 cm - 23 5/8"x23 5/8"	± 9 mm	Matte Sensitech	Matte Sensitech	Matte Sensitech	Matte Sensitech	Matte Sensitech
30x60 cm - 11 3/4"x23 5/8"	± 9 mm	Matte Sensitech	Matte Sensitech	Matte Sensitech	Matte Sensitech	Matte Sensitech


 **Outdoor and Wet Areas**

120x120 cm - 47 1/4"x47 1/4"	± 9 mm	Grip Sensitech	Grip Sensitech	Grip Sensitech	Grip Sensitech	Grip Sensitech
120x120 cm - 47 1/4"x47 1/4"	± 20 mm	Outdoor Sensitech		Outdoor Sensitech	Outdoor Sensitech	Outdoor Sensitech
60x120 cm - 23 5/8"x47 1/4"	± 20 mm	Outdoor Sensitech		Outdoor Sensitech	Outdoor Sensitech	Outdoor Sensitech
80x80 cm - 31 1/2"x31 1/2"	± 20 mm	Outdoor Sensitech		Outdoor Sensitech	Outdoor Sensitech	Outdoor Sensitech
60x60 cm - 23 5/8"x23 5/8"	± 20 mm	Outdoor Sensitech		Outdoor Sensitech	Outdoor Sensitech	Outdoor Sensitech

Sensitech pag.89

Destination of use

 Matte ± 6 mm


 Matte Sensitech ± 9 mm
Grip Sensitech ± 9 mm
Outdoor Sensitech ± 20 mm

Anti-slip

 R9 A Matte ± 6 mm
R10 A+B Matte Sensitech ± 9 mm
R11 C Grip Sensitech ± 9 mm
R11 C Outdoor Sensitech ± 20 mm

Color-shading

V3 Moderate Variation
All colors



WHITE






PEARL

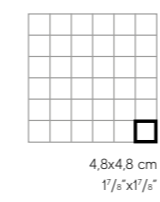
SMOKE

GREY

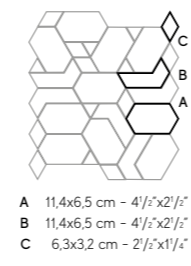
TARMAC

Porcelain tile decors


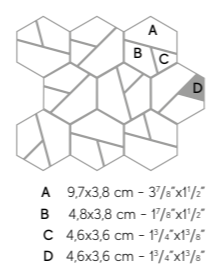
<p>Boost White Mosaico 30x30 - 1¹/₄"x1³/₄"</p> 	<p>Boost Pearl Mosaico 30x30 - 1¹/₄"x1³/₄"</p> 	<p>Boost Grey Mosaico 30x30 - 1¹/₄"x1³/₄"</p> 	<p>Boost Smoke Mosaico 30x30 - 1¹/₄"x1³/₄"</p> 	<p>Boost Tarmac Mosaico 30x30 - 1¹/₄"x1³/₄"</p> 
---	---	--	---	---



<p>Boost White Mosaico Shapes 31x33,5 - 12¹/₄"x13¹/₄"</p> 	<p>Boost Pearl Mosaico Shapes 31x33,5 - 12¹/₄"x13¹/₄"</p> 	<p>Boost Grey Mosaico Shapes 31x33,5 - 12¹/₄"x13¹/₄"</p> 	<p>Boost Smoke Mosaico Shapes 31x33,5 - 12¹/₄"x13¹/₄"</p> 	<p>Boost Tarmac Mosaico Shapes 31x33,5 - 12¹/₄"x13¹/₄"</p> 
---	---	--	---	---



<p>Boost Smoke Mosaico Hex Yellow 25x28,5 - 9⁷/₈"x11¹/₄"</p> 	<p>Boost Smoke Mosaico Hex Black 25x28,5 - 9⁷/₈"x11¹/₄"</p> 	<p>Boost Tarmac Mosaico Hex Jade 25x28,5 - 9⁷/₈"x11¹/₄"</p> 	<p>Boost Tarmac Mosaico Hex Black 25x28,5 - 9⁷/₈"x11¹/₄"</p> 
---	--	--	---



Wall tiles

WALL TILES - Rivestimenti - Revêtements - Wandfliesen - Revestimientos - Настенная плитка

RECTIFIED MONOCALIBER - Rettificato monocalibro - Rectifié mono-calibre - Geschliffen einkalibrig - Rectificado monocalibre - Ретифицированный в одном калибре

Sizes	Thickness	Surface finish	Available colors
40x80 cm - 15 ³ / ₄ "x31 ¹ / ₂ "	± 8,5 mm	Matte	> White, Pearl, Grey, Smoke, Red, Sage
40x80 cm - 15 ³ / ₄ "x31 ¹ / ₂ "	± 10 mm 3D Urban	Matte	> White, Pearl, Grey

Color-shading
V2 Slight Variation > all colors



Boost White
40x80 cm - 15³/₄"x31¹/₂"



Boost Pearl
40x80 cm - 15³/₄"x31¹/₂"




Boost Pro 3D Urban White
40x80 cm - 15³/₄"x31¹/₂"



Boost Pro 3D Urban Pearl
40x80 cm - 15³/₄"x31¹/₂"



Boost Pro 3D Urban Grey
40x80 cm - 15³/₄"x31¹/₂"



Boost Grey
40x80 cm - 15³/₄"x31¹/₂"



Boost Smoke
40x80 cm - 15³/₄"x31¹/₂"



Wall tile decors

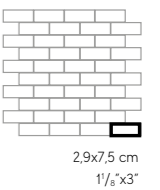
Boost White Minibrick
30,5x30,5 - 12"x12"



Boost Pearl Minibrick
30,5x30,5 - 12"x12"



Boost Grey Minibrick
30,5x30,5 - 12"x12"



Boost Red
40x80 cm - 15³/₄"x31¹/₂"



Boost Sage
40x80 cm - 15³/₄"x31¹/₂"



Boost Smoke Minibrick
30,5x30,5 - 12"x12"



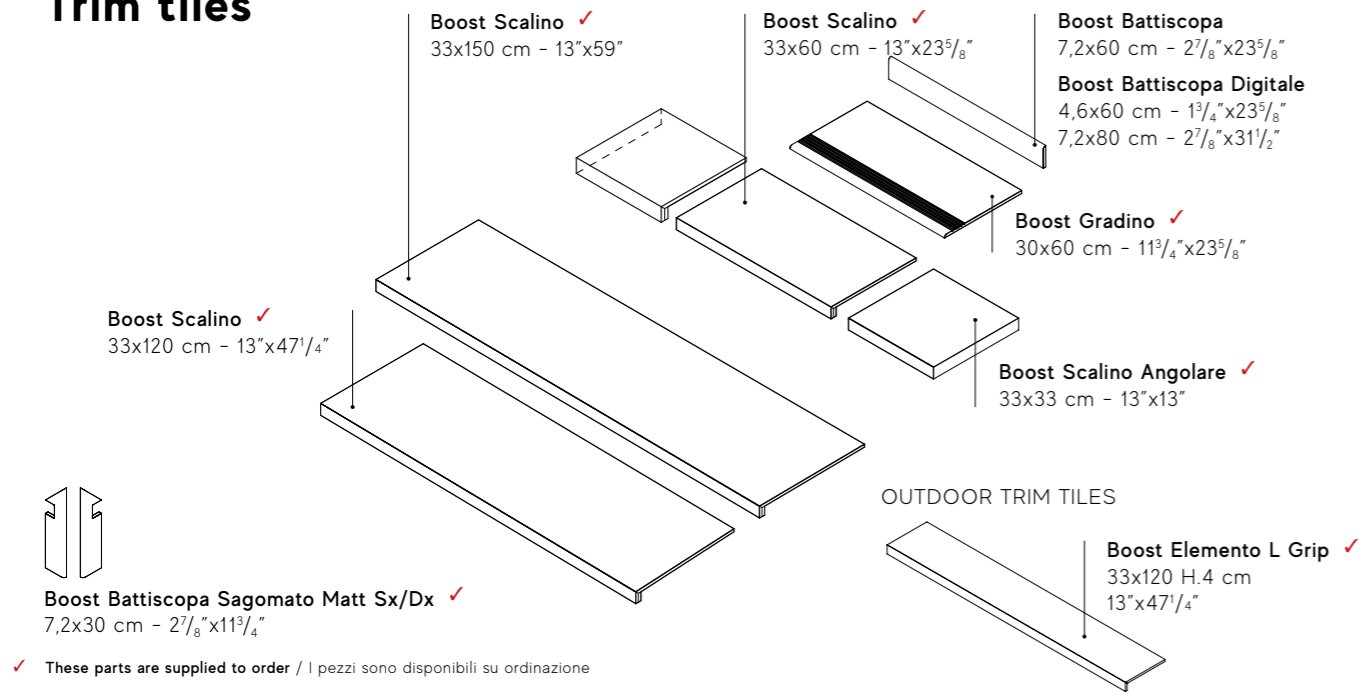
Boost Red Minibrick
30,5x30,5 - 12"x12"




Boost Sage Minibrick
30,5x30,5 - 12"x12"



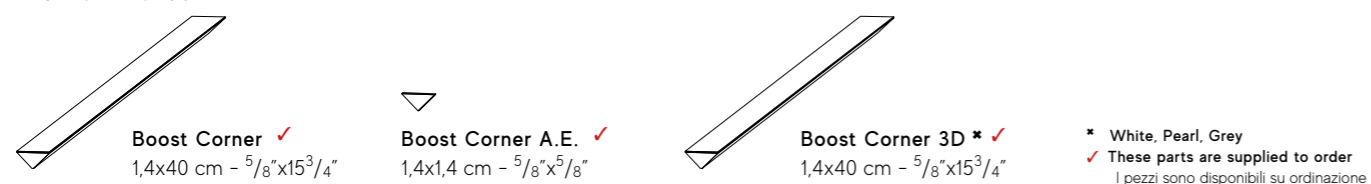
Trim tiles



Outdoor trim tiles ± 20 mm



Wall trim tiles



Outdoor Porcelain tiles ± 20 mm

For further details on the 20mm thick products, related trim pieces and installation systems - in particular for recommendations and precautions during installation - please refer to the Outdoor Design section on the Atlas Concorde website or to the Outdoor Design catalogue. Per dettagli sul prodotto e sui relativi pezzi speciali in 20mm di spessore, per i sistemi di posa e, in particolare, per raccomandazioni, accorgimenti e precauzioni in fase di posa e progettazione, si raccomanda di prendere visione del catalogo Outdoor Design e della sezione Outdoor Design del sito Atlas Concorde. - Pour plus de renseignements sur le produit, les pièces spéciales de 20mm d'épaisseur et sur les systèmes de pose, ainsi que pour tous conseils et recommandations et précautions d'emploi pendant la pose ou en phase de conception, nous vous recommandons de lire le catalogue Outdoor Design et de consulter la section Outdoor Design sur le site d'Atlas Concorde. - Bitte beachten Sie die detaillierten Informationen zum Produkt und zu den zugehörigen Formteilen in 20mm Stärke, zu den Verlegesystemen sowie vor allem die Empfehlungen, Tipps und bei der Planung und Verlegung zu beachtenden Vorsichtsmaßnahmen, die im Katalog Outdoor Design sowie im Bereich Outdoor Design der Atlas Concorde-Website aufgeführt sind. - Para mayor información sobre el producto y sus relativas piezas especiales de 20mm de grosor, para los sistemas de colocación, y en particular, para las recomendaciones, cautelas y precauciones en la fase de colocación y diseño, se recomienda consultar el catálogo Outdoor Design y la sección Outdoor Design del sitio Atlas Concorde. - Подробнее о плитках и о специальных элементах толщиной 20мм, о системах монтажа, о мерах предосторожности при проектировании и укладке можно узнать в каталоге Outdoor Design и в разделе Outdoor Design на сайте Atlas Concorde.

Note

For information and details relating to codes, packaging and weight it is recommended to refer to the latest pricelist. - Per le informazioni e i dati relativi a codici, imballaggi e pesi occorre sempre consultare l'ultimo listino aggiornato e in vigore. - Pour toutes informations et renseignements concernant les codes, les emballages et les poids, il y a toujours lieu de consulter le dernier tarif en vigueur et mis à jour. - Für Informationen und Daten die den Code, die Verpackung und das Gewicht betreffen bitte die aktuellste Preisliste zugrunde legen. - Para acceder a la información y a los datos relativos a códigos, embalajes y pesos hay que consultar siempre la última lista de precios actualizada y vigente. - Для информации о кодах, упаковках и весе обращайтесь к последнему действующему прайс-листу.

Colors and optical features of the materials illustrated in this catalogue are to be regarded as mere indications. - I colori e le caratteristiche estetiche dei materiali illustrati nel presente catalogo sono da ritenersi puramente indicativi. - Les coloris et les caractéristiques esthétiques des références illustrées dans le catalogue sont donnés à titre purement indicatif. - Die Farben und die ästhetischen Eigenschaften der in diesem Katalog abgebildeten Produkte sind als reine Richtwerte zu betrachten. - Los colores y las características estéticas de los materiales ilustrados en el presente catálogo deben ser considerados como puramente indicativos. - Цвета и эстетические характеристики описанных в настоящем каталоге материалов являются только ориентировочными.

Atlas Concorde reserves the right to modify any product without notice and will not be liable for any direct or indirect damage resulting from such modifications. - Atlas Concorde si riserva di modificare i prodotti senza preavviso, declinando ogni responsabilità su eventuali danni diretti o indiretti derivanti da eventuali modifiche. - Atlas Concorde se réserve le droit de modifier ses produits sans préavis et décline toute responsabilité concernant les éventuels dommages directs ou indirects qui pourraient dériver de ces modifications. - Atlas Concorde behält sich das Recht vor jederzeit und ohne vorherige Ankündigung, die Produkte zu verändern, und lehnt jede Haftung bei direkten oder indirekten Schäden ab, die von diesen Veränderungen herrühren. - Atlas Concorde se reserva el derecho de modificar los productos sin previo aviso, rechaza cualquier responsabilidad sobre eventuales daños directos o indirectos derivados de eventuales modificaciones. - Atlas Concorde оставляет за собой право изменять характеристики изделий без предварительного уведомления, отклоняя при этом любую ответственность за прямые или косвенные убытки, возникшие в результате изменений.



Wall tiles - Rectified monocaliber

Compliant with standards EN 14411 annex L group BIII
 Compliant with standards ISO 13006 annex L group BIII
 Conforme alla norma EN 14411 Appendice L gruppo BIII
 Conforme alla norma ISO 13006 Appendice L gruppo BIII

Rivestimenti - Rettificato monocalibro

40x80 cm - 15³/₄"x31¹/₂"
 ✂ 8,5 mm

40x80 cm - 15³/₄"x31¹/₂"
 ✂ 10 mm 3D Urban

Technical features Caratteristiche tecniche	Test Method Metodo di prova	Requirements for nominal size N Requisiti per dimensione nominale N			Wall tiles	
		7 cm ≤ N < 15 cm		N ≥ 15 cm		
		(mm)	(%)	(mm)		
Length and width Lunghezza e larghezza	ISO 10545-2	± 0,4 (*) Rect.	± 0,3 (*) Rect.	± 1,0 (*) Rect.	Suitable for Conforme	
Thickness Spessore		± 0,5 (**)	± 10 (**)	± 0,5 (**)	Suitable for Conforme	
Straightness of sides Rettilinearità degli spigoli		± 0,4 (***) Rect.	± 0,3 (***) Rect.	± 0,8 (***) Rect.	Suitable for Conforme	
Rectangularity Ortogonalità		± 0,4 (****) Rect.	± 0,3 (****) Rect.	± 1,5 (****) Rect.	Suitable for Conforme	
Surface flatness Planarità	ISO 10545-2	c.c. ± 0,6 Rect.	c.c. ± 0,4 Rect.	c.c. ± 1,8 Rect.	Suitable for Conforme	
		e.c. ± 0,6 Rect.	e.c. ± 0,4 Rect.	e.c. ± 1,8 Rect.		
		w. ± 0,6 Rect.	w. ± 0,4 Rect.	w. ± 1,8 Rect.		
Water absorption (in% by mass) Massa d'acqua assorbita (come % della massa)	ISO 10545-3	Average >10%. When the average > 20%, this shall be indicated. Individual value > 9% Media >10%. Se questo valore > 20%, deve essere indicato. Valore Singolo > 9%			10% < E _v ≤ 20%	
Breaking strength Sforzo di rottura	ISO 10545-4	S ≥ 600 N			S ≥ 600 N	
Modulus of rupture Resistenza alla flessione		R ≥ 15 N/mm ²			R ≥ 15 N/mm ²	
Coefficient of thermal linear expansion Coefficiente di dilatazione termica lineare	ISO 10545-8	Declared value Valore dichiarato			≤ 7MK ⁻¹	
Thermal shock resistance Resistenza agli sbalzi termici	ISO 10545-9	Pass according to EN ISO 10545-1 Test superato in accordo con ISO 10545-1			Resistant Resiste	
Moisture expansion (in mm/m) Dilatazione all'umidità (in mm/m)	ISO 10545-10	Declared value Valore dichiarato			≤ 0,06% (0,6mm/m)	
Crazing resistance Resistenza al cavillo	ISO 10545-11	Pass according to EN ISO 10545-1 Test superato in accordo con ISO 10545-1			Resistant Resiste	
Bond strength/adhesion for improved cementitious adhesives Adesione a trazione con adesivi cementizi migliorati	EN 1348	Declared value Valore dichiarato			≥ 10 N/mm ² (Class C2 - EN 12004)	
Reaction to fire Reazione al fuoco	-	Class A1 Classe A1			A1	
Resistance to household chemicals and swimming pool salts Resistenza ai prodotti chimici di uso domestico ed agli additivi per piscina	ISO 10545-13	Minimum Class B Classe minima B			A	
Resistance to low concentrations of acids and alkalis Resistenza a basse concentrazioni di acidi e alcali		Declared Class Classe dichiarata			LA	
Resistance to high concentrations of acids and alkalis Resistenza ad alte concentrazioni di acidi e alcali		Declared Class Classe dichiarata			HA	
Resistance to staining Resistenza alle macchie	ISO 10545-14	Minimum Class 3 Classe 3 minima			5	
Release of dangerous substances: Cadmium (in mg/dm²) and Lead (in mg/dm²) Rilascio di sostanze pericolose: Cadmio (in mg/dm ²) e Piombo (in mg/dm ²)	ISO 10545-15	Declared value Valore dichiarato			≤ 0,01 mg/dm ² Cd ≤ 0,1 mg/dm ² Pb	

(*) The permissible deviation, in % or mm, of the average size for each tile (2 or 4 sides) from work size (WS). Deviazione ammissibile, in % oppure mm, della dimensione media di ogni piastrella (2 oppure 4 lati) dalla dimensione di fabbricazione (WS).
 (**) The permissible deviation, in % or mm, of the average thickness for each tile from the work size thickness (WS). Deviazione ammissibile, in % oppure mm, dello spessore medio di ogni piastrella dallo spessore riportato nella dimensione di fabbricazione (WS).
 (***) The maximum permissible deviation from straightness, in % or mm, related to the corresponding work sizes (WS). Deviazione massima ammissibile di rettilinearità, in % oppure mm, in rapporto alle dimensioni di fabbricazione (WS) corrispondenti.
 (****) The maximum permissible deviation from rectangularity, in % or mm, related to the corresponding work sizes (WS). Deviazione massima ammissibile di ortogonalità, in % oppure mm, in rapporto alle dimensioni di fabbricazione (WS) corrispondenti.
 c.c. The maximum permissible deviation from centre curvature, in % or mm, related to diagonal calculated from the work sizes (WS). Deviazione massima ammissibile della curvatura del centro, in % oppure mm, in rapporto alla diagonale calcolata secondo le dimensioni di fabbricazione (WS).
 e.c. The maximum permissible deviation from edge curvature, in % or mm, related to the corresponding work sizes (WS). Deviazione massima ammissibile della curvatura dello spigolo, in % oppure mm, in rapporto alle dimensioni di fabbricazione (WS) corrispondenti.
 w. The maximum permissible deviation from warpage, in % or mm, related to diagonal calculated from the work sizes (WS). Deviazione massima ammissibile dello sverglamento, in % oppure mm, in rapporto alla diagonale calcolata secondo le dimensioni di fabbricazione (WS).



Compliant with standards EN 14411 annex G group BII
 Compliant with standards ISO 13006 annex G group BII
 Conforme alla norma EN 14411 Appendice G gruppo BII
 Conforme alla norma ISO 13006 Appendice G gruppo BII

Gres porcellanato - Rettificato monocalibro

160x320 cm - 63¹/₂"x123"
 ✂ 6 mm

120x278 cm - 47¹/₄"x109¹/₂"
 ✂ 9 mm

120x120 cm - 47¹/₄"x47¹/₄"
 ✂ 6-9 mm

120x240 cm - 47¹/₄"x94¹/₂"
 ✂ 9 mm

60x120 cm - 23³/₈"x47¹/₄"
 ✂ 6-9 mm

75x150 cm - 29¹/₂"x59"
 ✂ 9 mm

80x80 cm - 31¹/₂"x31¹/₂"
 ✂ 9 mm

60x60 cm - 23³/₈"x23³/₈"
 ✂ 9 mm

30x60 cm - 11³/₈"x23³/₈"
 ✂ 9 mm

120x120 cm - 47¹/₄"x47¹/₄"
 ✂ 9 mm

120x120 cm - 47¹/₄"x47¹/₄"
 ✂ 20 mm

60x120 cm - 23³/₈"x47¹/₄"
 ✂ 20 mm

80x80 cm - 31¹/₂"x31¹/₂"
 ✂ 20 mm

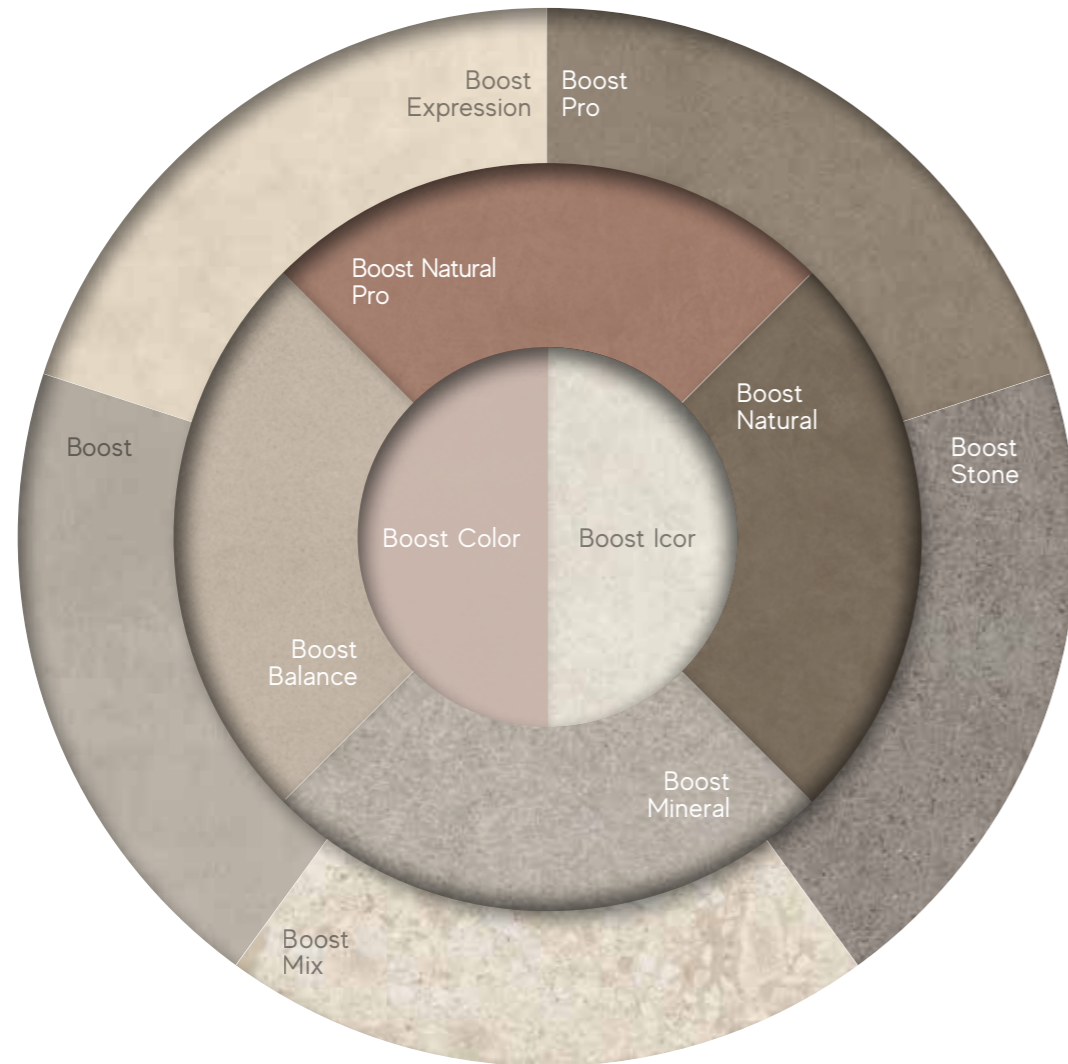
60x60 cm - 23³/₈"x23³/₈"
 ✂ 20 mm

Technical features Caratteristiche tecniche	Test Method Metodo di prova	Requirements for nominal size N / Requisiti per dimensione nominale N			Porcelain tiles			
		7 cm ≤ N < 15 cm		N ≥ 15 cm	Matte Matte Sensitech ✂ 9 mm	Matte ✂ 6 mm	Grip Sensitech ✂ 9 mm	Outdoor Sensitech ✂ 20 mm
		MM	(%)	(mm)				
Length and width Lunghezza e larghezza	ISO 10545-2	± 0,9 (*) Non-rect. ± 0,4 (*) Rect.	± 0,6 (*) Non-rect. ± 0,3 (*) Rect.	± 2,0 (*) Non-rect. ± 1,0 (*) Rect.	Suitable for Conforme	Suitable for Conforme	Suitable for Conforme	Suitable for Conforme
Thickness Spessore		± 0,5 (**)	± 5 (**)	± 0,5 (**)	Suitable for Conforme	Suitable for Conforme	Suitable for Conforme	Suitable for Conforme
Straightness of sides Rettilinearità degli spigoli		± 0,8 (***) Non-rect. ± 0,4 (***) Rect.	± 0,5 (***) Non-rect. ± 0,3 (***) Rect.	± 1,5 (***) Non-rect. ± 0,8 (***) Rect.	Suitable for Conforme	Suitable for Conforme	Suitable for Conforme	Suitable for Conforme
Rectangularity (Measurement only on short edges when L/l ≥ 3) Ortogonalità (Misurazione da condurre solo sui lati corti quando L/l ≥ 3)		± 0,8 (****) Non-rect. ± 0,4 (****) Rect.	± 0,5 (****) Non-rect. ± 0,3 (****) Rect.	± 2,0 (****) Non-rect. ± 1,5 (****) Rect.	Suitable for Conforme	Suitable for Conforme	Suitable for Conforme	Suitable for Conforme
Surface flatness Planarità	ISO 10545-2	c.c. ± 0,8 Non-rect. c.c. ± 0,6 Rect.	c.c. ± 0,5 Non-rect. c.c. ± 0,4 Rect.	c.c. ± 2,0 Non-rect. c.c. ± 1,8 Rect.	Suitable for Conforme	Suitable for Conforme	Suitable for Conforme	Suitable for Conforme
		e.c. ± 0,8 Non-rect. e.c. ± 0,6 Rect.	e.c. ± 0,5 Non-rect. e.c. ± 0,4 Rect.	e.c. ± 2,0 Non-rect. e.c. ± 1,8 Rect.				
		w. ± 0,8 Non-rect. w. ± 0,6 Rect.	w. ± 0,5 Non-rect. w. ± 0,4 Rect.	w. ± 2,0 Non-rect. w. ± 1,8 Rect.				
Water absorption (in% by mass) Massa d'acqua assorbita (come % della massa)	ISO 10545-3	E _v ≤ 0,5% Individual Maximum 0,6% E _v ≤ 0,5% Valore massimo singolo 0,6%			≤ 0,1 %	≤ 0,1 %	≤ 0,1 %	≤ 0,1 %
	ASTM C373	Requirement ANSI A137.1-2017 Water absorption max ≤ 0,5%			≤ 0,5 %	≤ 0,5 %	≤ 0,5 %	≤ 0,5 %
Breaking strength Sforzo di rottura	ISO 10545-4	S ≥ 700N (for thickness < 7,5 mm - per spessore < 7,5 mm) S ≥ 1300N (for thickness ≥ 7,5 mm - per spessore ≥ 7,5 mm)			S ≥ 1500 N	S ≥ 1000 N	S ≥ 1500 N	S ≥ 10000 N
Modulus of rupture Resistenza alla flessione		R ≥ 35 N/mm ²			R ≥ 40 N/mm ²	R ≥ 40 N/mm ²	R ≥ 40 N/mm ²	R ≥ 45 N/mm ²
Bending strength and breaking load Resistenza a flessione e al carico di rottura (4)/5)	EN 1339 Annex F	-			-	-	-	≥ T11 120x120 90x90 60x60
Impact resistance, as coefficient of restitution Resistenza all'impatto, espresso come coefficiente di restituzione	ISO 10545-5	Declared value Valore dichiarato			≥ 0,55	≥ 0,55	≥ 0,55	≥ U11 90x90 120x240 60x120
Mohs hardness Durezza Mohs	EN 101	-			6	6	8	8
Resistance to deep abrasion of unglazed tiles (removed volume) Resistenza all'abrasione profonda delle piastrelle non smaltate (volume materiale asportato)	ISO 10545-6	≤ 175 mm ³			≤ 150 mm ³	≤ 150 mm ³	≤ 150 mm ³	≤ 150 mm ³
Coefficient of thermal linear expansion Coefficiente di dilatazione termica lineare	ISO 10545-8	Declared value Valore dichiarato			≤ 7MK ⁻¹	≤ 7MK ⁻¹	≤ 7MK ⁻¹	≤ 7MK ⁻¹
Thermal shock resistance Resistenza agli sbalzi termici	ISO 10545-9	Pass according to EN ISO 10545-1 Test superato in accordo con ISO 10545-1			Resistant Resiste	Resistant Resiste	Resistant Resiste	Resistant Resiste
Moisture expansion (in mm/m) Dilatazione all'umidità (in mm/m)	ISO 10545-10	Declared value Valore dichiarato			≤ 0,01% (0,1mm/m)	≤ 0,01% (0,1mm/m)	≤ 0,01% (0,1mm/m)	≤ 0,01% (0,1mm/m)
Frost resistance Resistenza al gelo	ISO 10545-12	Pass according to EN ISO 10545-1 Test superato in accordo con ISO 10545-1			Resistant Resiste	Resistant Resiste	Resistant Resiste	Resistant Resiste
Bond strength/adhesion for improved cementitious adhesives Adesione a trazione con adesivi cementizi migliorati	EN 1348	Declared value Valore dichiarato			≥ 10 N/mm ² (Class C2 - EN 12004)	≥ 10 N/mm ² (Class C2 - EN 12004)	≥ 10 N/mm ² (Class C2 - EN 12004)	≥ 10 N/mm ² (Class C2 - EN 12004)
Reaction to fire Reazione al fuoco	-	Class A1 or A1_f Classe A1 oppure A1 _f			A1 - A1 _f	A1 - A1 _f	A1 - A1 _f	A1 - A1 _f
Resistance to household chemicals and swimming pool salts Resistenza ai prodotti chimici di uso domestico e agli additivi per piscina	ISO 10545-13	Minimum Class B Classe minima B			A	A	A	A
Resistance to low concentrations of acids and alkalis Resistenza a basse concentrazioni di acidi e alcali		Declared Class Classe dichiarata			LA	LA	LA	LA
Resistance to high concentrations of acids and alkalis Resistenza ad alte concentrazioni di acidi e alcali		Declared Class Classe dichiarata			HA	HA	HA	HA
Resistance to staining, for unglazed tiles Resistenza alle macchie per piastrelle non smaltate	ISO 10545-14	Declared Class Classe dichiarata			5	5	5	5
Shod Ramp Test Metodo della rampa "calzato"	EN 16165 ANNEX B (EX DIN 51130)	Declared value Valore dichiarato			R10	R9	R11	R11
Barefoot Ramp Test Metodo della rampa a piedi nudi	EN 16165 ANNEX A (EX DIN 51097)	Declared value Valore dichiarato			A+B	A	A+B+C	A+B+C
Static coefficient of friction (SCOF)	BS 7976	PTV ≥ 36 classifies the surface as "low slip risk"			≥ 0,60 Dry ≥ 0,60 Wet	≥ 0,60 Dry ≥ 0,60 Wet	≥ 0,70 Dry ≥ 0,70 Wet	≥ 0,60 Dry ≥ 0,60 Wet
Pendulum Friction Test Metodo del Pendolo		AS 4586	Declared Classification of the new pedestrian surface materials according to the Pendulum Test			Class P3	(●●)	Class P4
	UNE-ENV 12633	Declared value Valore dichiarato			Class C2	(●●●)	Class C3	Class C3
Coefficient of friction (COF) Coefficiente di attrito	B.C.R.A. Rep. CEC/81	D. M. 236/89 del 14/06/89 μ > 0,40 per elemento scivolante cuoio su pavimentazione asciutta μ > 0,40 per elemento scivolante gomma dura su pavimentazione bagnata			> 0,40 Asciutto > 0,40 Bagnato	> 0,40 Asciutto > 0,40 Bagnato	> 0,40 Asciutto > 0,40 Bagnato	> 0,40 Asciutto > 0,40 Bagnato
Dynamic coefficient of friction (DCOF) Coefficiente di attrito dinamico	ANSI A 326,3	-			> 0,50 Wet	> 0,42 Wet	> 0,55 Wet	> 0,55 Wet

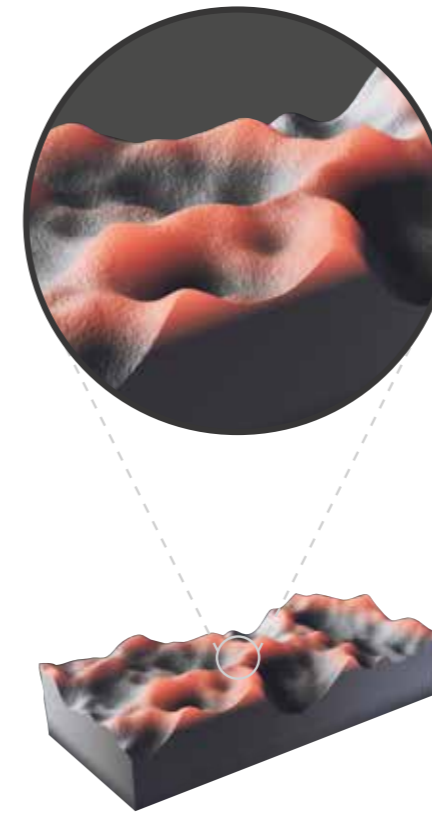
(*) The permissible deviation, in % or mm, of the average size for each tile (2 or 4 sides) from work size (WS). Deviazione ammissibile, in % oppure mm, della dimensione media di ogni piastrella (2 oppure 4 lati) dalla dimensione di fabbricazione (WS).
 (**) The permissible deviation, in % or mm, of the average thickness for each tile from the work size thickness (WS). Deviazione ammissibile, in % oppure mm, dello spessore medio di ogni piastrella dallo spessore riportato nella dimensione di fabbricazione (WS).
 (***) The maximum permissible deviation from straightness, in % or mm, related to the corresponding work sizes (WS). Deviazione massima ammissibile di rettilinearità, in % oppure mm, in rapporto alle dimensioni di fabbricazione (WS) corrispondenti.
 (****) The maximum permissible deviation from rectangularity, in % or mm, related to the corresponding work sizes (WS). Deviazione massima ammissibile di ortogonalità, in % oppure mm, in rapporto alle dimensioni di fabbricazione (WS) corrispondenti.
 c.c. The maximum permissible deviation from centre curvature, in % or mm, related to diagonal calculated from the work sizes (WS). Deviazione massima ammissibile della curvatura del centro, in % oppure mm, in rapporto alla diagonale calcolata secondo le dimensioni di fabbricazione (WS).
 e.c. The maximum permissible deviation from edge curvature, in % or mm, related to the corresponding work sizes (WS). Deviazione massima ammissibile della curvatura dello spigolo, in % oppure mm, in rapporto alle dimensioni di fabbricazione (WS) corrispondenti.
 w. The maximum permissible deviation from warpage, in % or mm, related to diagonal calculated from the work sizes (WS). Deviazione massima ammissibile dello sverglamento, in % oppure mm, in rapporto alla diagonale calcolata secondo le dimensioni di fabbricazione (WS).
 (1) Determination of slip resistance of pedestrian surfaces. It does not cover sports surfaces and road surfaces for vehicles (skid resistance). Determinazione della resistenza allo scivolamento delle superfici pedonabili, non si applica alle pavimentazioni sportive ed alle pavimentazioni stradali veicolari.
 (2) Anti-slip performance is guaranteed at the time of delivery of the product. Le prestazioni anti-slip vengono garantite al momento della consegna del prodotto.
 (3) However, tiles with a DCOF of 0,42 or greater are not necessarily suitable for all projects. The specifier shall determine tiles appropriate for specific project conditions, considering by way of example, but not in limitation, type of use, traffic, expected contaminants, expected maintenance, expected wear, and manufacturers' guidelines and recommendations.
 (4) For further details, please refer to outdoor design general catalogue. Per maggiori informazioni riferirsi al catalogo generale Outdoor Design.
 (5) Only for products with 20 mm thickness. Solo per prodotti a 20mm di spessore.
 (●) PTV ≥ 36 Wet on demand / su richiesta
 (●●) P3 on demand / su richiesta
 (●●●) C2 on demand / su richiesta

BOOSTWORLD


- BOOST** **BOOST** **BOOST** **BOOST** **BOOST** **BOOST**
 PRO NATURAL NATURAL PRO STONE MIX
BOOST **BOOST** **BOOST** **BOOST** **BOOST**
 MINERAL BALANCE COLOR EXPRESSION ICOR



Sensitech



Traditional anti-slip surface



The innovative Sensitech Surface

Boost your style

Boost World is a design tool that combines ceramic surfaces in their inspiration, style, and tone, allowing for coordinated solutions in any space.

Boost World è uno strumento progettuale che coniuga in un'unica prospettiva superfici ceramiche differenti per ispirazione ma affini per stile e tonalità, consentendo soluzioni coordinate in ogni destinazione d'uso.

DISCOVER
BOOST WORLD



Sensitech is the high-tech surface for indoor and outdoor settings created by Atlas Concorde Laboratories, patented in Europe. The surface combines high slip resistance performance with tactile softness. With Sensitech, the meaning of surface evolves and takes on a reassuring, pleasant and practical touch, making architectural spaces more comfortable and appealing.

Sensitech è la superficie ad alto coefficiente tecnologico per gli ambienti interni ed esterni realizzata dai Laboratori Atlas Concorde, brevettata in Europa. La superficie coniuga elevate prestazioni di resistenza allo scivolamento ad una maggiore morbidezza tattile. Con Sensitech il significato di superficie si evolve e assume un tocco rassicurante, piacevole e pratico, rendendo gli spazi architettonici sempre più confortevoli e appaganti.



Ethical Identity



For Atlas Concorde, being Made in Italy is not just a prestigious certification of style, design, and production excellence, but an identity that involves all aspects of its business. For this reason, we identify with the values expressed by Confindustria Ceramica's ethical code, which guarantee absolute compliance with labor regulations, and with the marks Made in Italy and Ceramics of Italy, which certify the quality of authentic Italian style.

Per Atlas Concorde, Made in Italy non è solo un prestigioso attestato di stile, design ed eccellenza produttiva, ma un modo di essere che coinvolge tutti gli aspetti della propria attività. Per questo ci riconosciamo nei valori espressi dal codice etico di Confindustria Ceramica, che garantiscono il rispetto assoluto delle normative sul lavoro, e nei marchi Made in Italy e Ceramics of Italy, che certificano la qualità dell'autentico stile italiano.

Certifications

Company certifications / Certificazioni aziendali



Product declarations / Dichiarazioni di prodotto



Certifications for export to international markets*

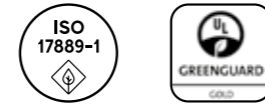


atlasconcorde.com

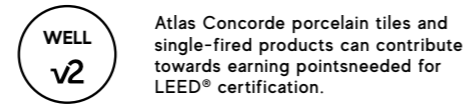
cstb.fr



Product certifications / Certificazioni di prodotto



Certification for buildings / Rating dell'edificio



Ratings and memberships



* Shipments can be made in accordance with national requirements anywhere in the world, even in markets with complex customs procedures such as Egypt, Morocco and Kurdistan, thanks to our active cooperation with accredited certification bodies in each country.

† Si consiglia la consultazione della pagina - On vous conseille de vous connecter à: <https://database.cstb.fr/holderdetails?Uid=ETB-2094&AppRef=QB32>

‡ Per ulteriori informazioni scrivere a - Pour tous renseignements complémentaires merci d'écrire à: france@atlasconcorde.it

§ Tutti i prodotti Atlas Concorde in gres porcellanato e in monocottura in pasta bianca possono essere utilizzati per progetti edili che seguono le linee guida del GREEN BUILDING COUNCIL e possono contribuire all'ottenimento del rating LEED V4 degli edifici.

|| All Atlas Concorde porcelain tiles and white-body single-fired products can be used for building projects that follow the guidelines of the GREEN BUILDING COUNCIL and can contribute to the achievement of the LEED V4 rating for buildings.



atlasconcorde.com

Copyright 2025 by Ceramiche Atlas Concorde S.p.A
(41042 Spezzano di Fiorano (MO) - Italia)
July 2025